




WELBECK

WALKS AT WELBECK
CRESWELL CAVES

Orange Trail

 **DISTANCE:**
5.30km (circular)

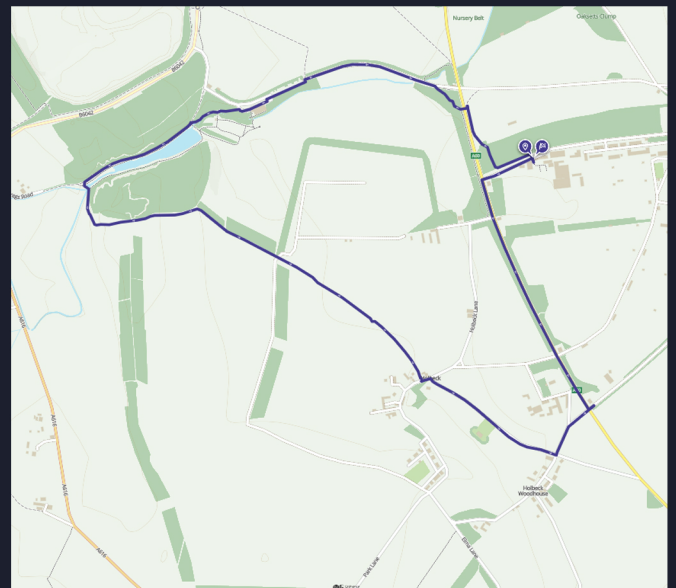
 **TIME:**
1.25hrs

 **DIFFICULTY:**
Moderate

 **OS MAP:**
Explorer 270

A circular walk through Creswell Crags limestone gorge to the picturesque village of Holbeck.

Accessibility: A moderate walk that includes a range of walking surfaces, uneven tracks, inclines, stile and some sections on quiet country roads without pavements.




Please respect the landscape. Keep dogs on short leads and always follow the paths to help us protect wildlife. Please take your litter home with you.

The car park is open Monday - Saturday, 8am - 5pm. Sunday 8am - 4pm. Closed Easter Sunday and over the Christmas period. Free parking. Please note the car park gate is locked at the close of business. (Times may vary)

Dogs are welcome on the public rights of way across Welbeck, but to help us protect our wildlife, livestock, and crops, please keep them on a lead and under close control.

DIRECTIONS - CRESWELL CAVES

 Please follow the orange trail signs

1. Start this walk in The Courtyard at Welbeck. Go through the gate at the end of The Harley Gallery, carefully cross the road, walk along the woodland path, and follow the trail to the controlled crossing on the A60.

2. Carefully cross the road and follow the path through the woodland. Turn left to join the Robin Hood Way. Follow the footpath.

3. At the end of the lane, pass through the gate by the War Memorial into Creswell Crags car park.

4. A footpath runs along the left-hand side of the car park to the visitor centre. Follow this path.

5. Follow the sign outside the visitor centre to the gorge. Walk along the path by the side of the gorge to the far end.

6. At the end of the gorge, follow the footpath signs for the Robin Hood Way, climb over the stile and head to your left. Follow the steep path and continue for approximately 1 mile (1.5 km) over the field to Holbeck.

7. At Holbeck, cross the road and continue straight on through the avenue of lime trees towards the A60.

8. At the A60, cross the road and head onto the Welbeck Estate at Lady Margaret Hall.

9. Turn left into the car park at Lady Margaret Hall and join the path through the field. Follow through the fields and woodland until you reach the historic brick wall. *Please note this door is closed at the end of business. Times may vary.*



Looking for a more detailed map?

Scan the QR code or visit
www.welbeck.co.uk

